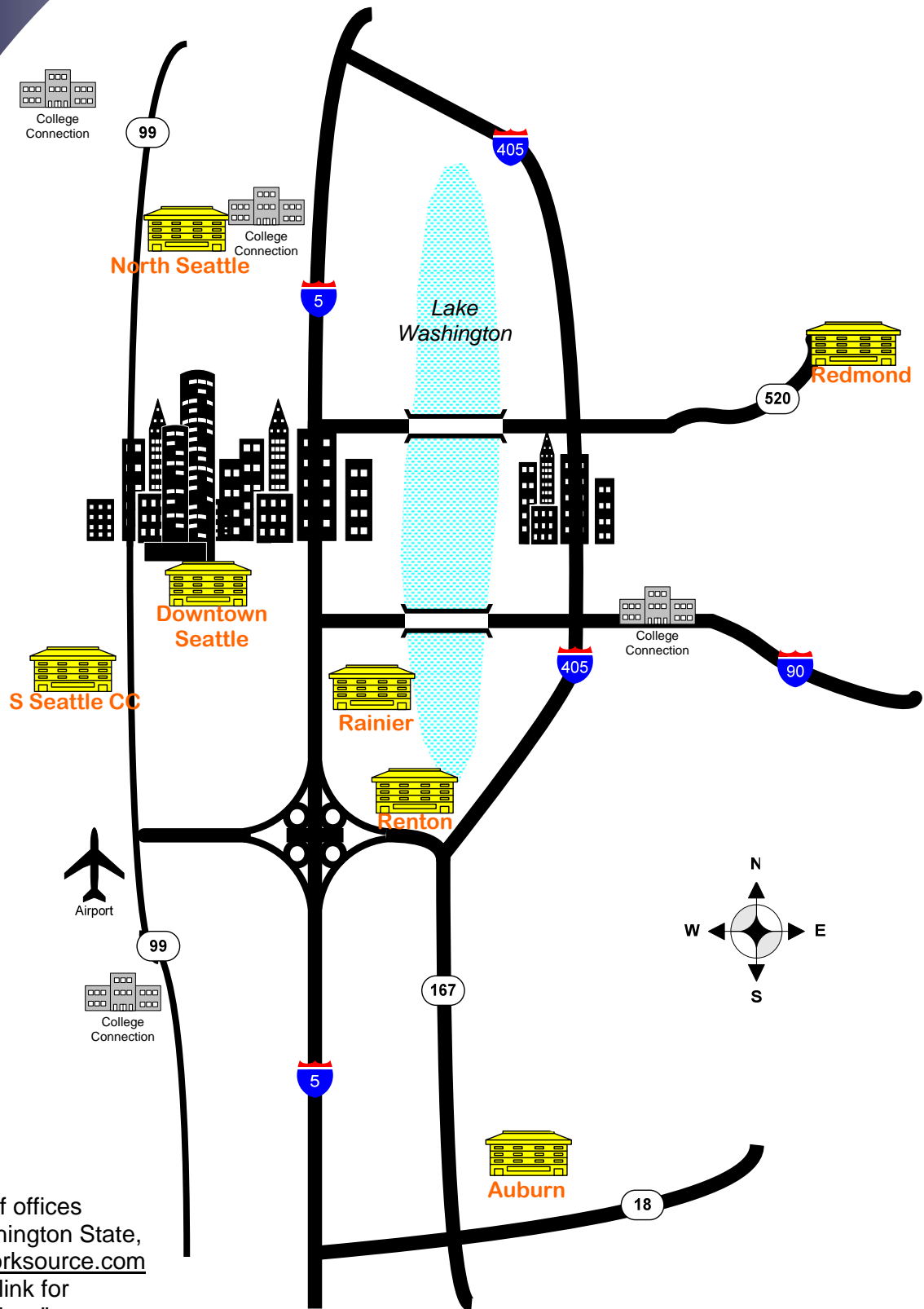
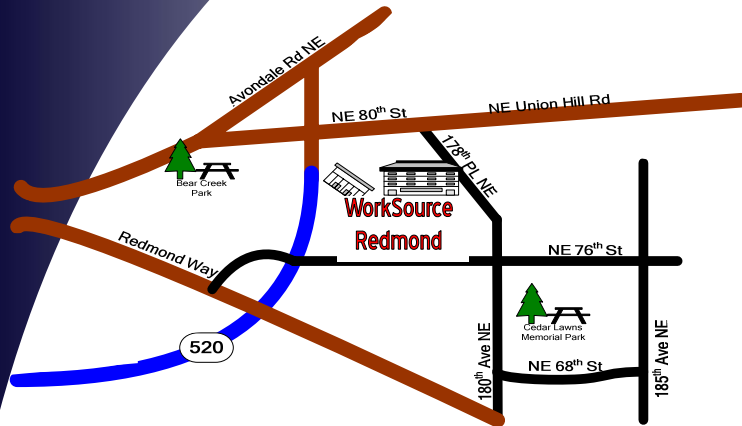


WORKSOURCE LOCATIONS

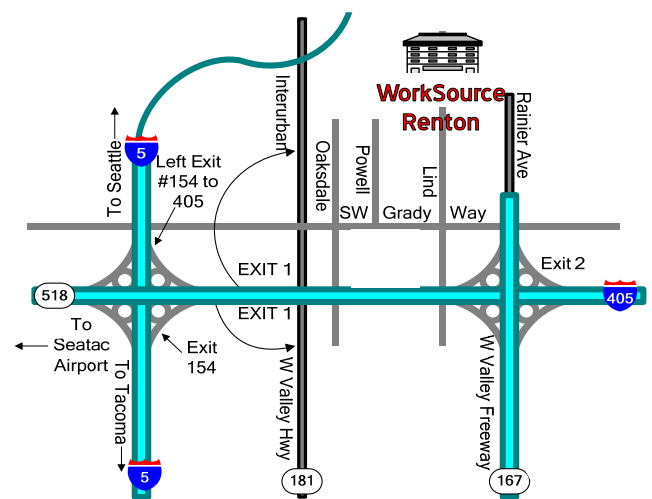
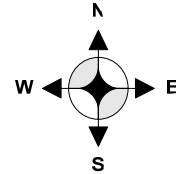


For a directory of offices throughout Washington State, visit www.go2worksource.com and click on the link for "WorkSource offices".

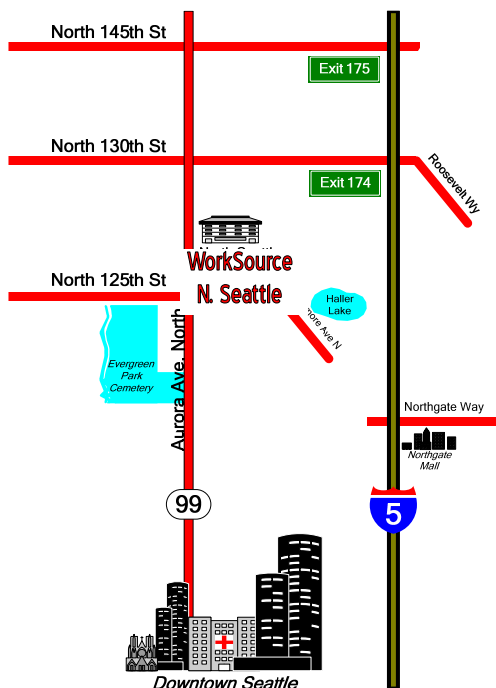
WORKSOURCE CENTERS & AFFILIATES



WorkSource Redmond
7735 178th Pl NE
Redmond, WA 98052-4954
425.861.3700 / 425.861.3808 (TTY)



WorkSource Renton
500 S.W. 7th Street, Suite 100
Renton, WA 98057-2983
206.205.3500 / 206.205.3508 (TTY)



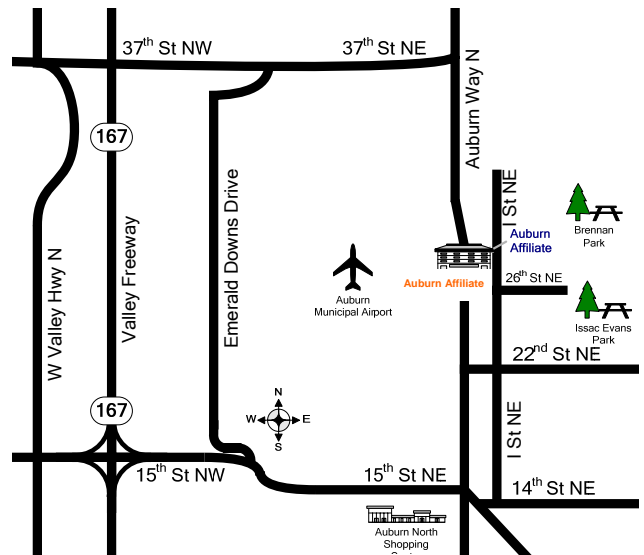
**WorkSource Affiliate
North Seattle**
Administration Building
9600 College Way North, #1151
Seattle, WA 98103
206.440.2500 / WA Relay 711

If you are a **“dislocated worker”** who has worked in King County, but lives in another county, you may visit a WorkSource office in either county. A directory of offices throughout Washington State can be found at www.go2worksource.com.



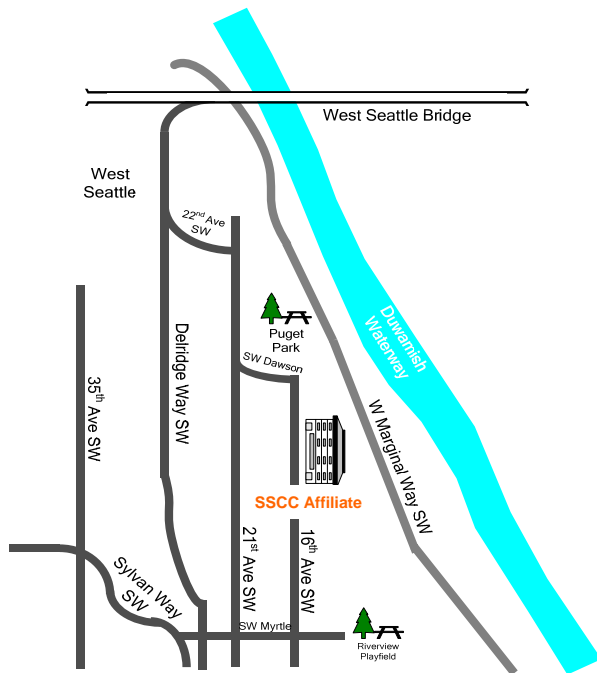
WorkSource Affiliate Rainier

2531 Rainier Ave S
Seattle, WA 98144-5395
206.721.6000 / 206.721.5986 (TTY)



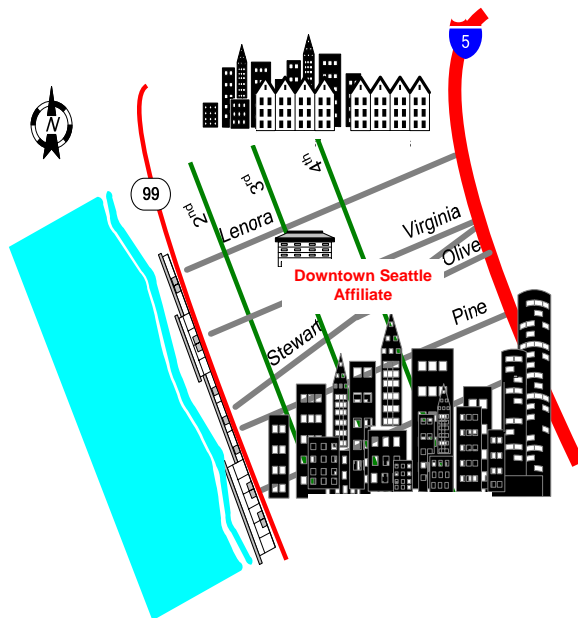
WorkSource Affiliate Auburn

2707 "I" St NE
Auburn, WA 98002-2411
253.833.0102 / 253.804.5353 (TTY)



**WorkSource Affiliate
S Seattle Community College**

6000 16th Ave SW
Seattle, WA 98106-1401
206.764.5304 / 206.768.6806 (TTY)



**WorkSource Affiliate
Downtown Seattle**

2024 3rd Avenue, 2nd floor
Seattle, WA 98121
206.436.8600 / 206.436.8697 (TTY)